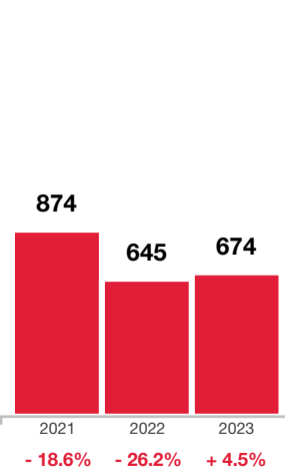
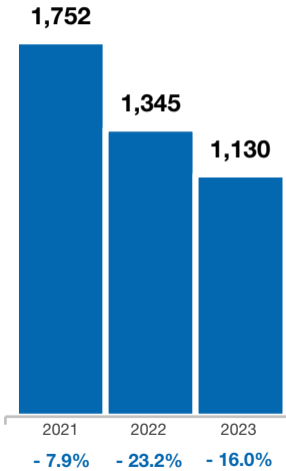


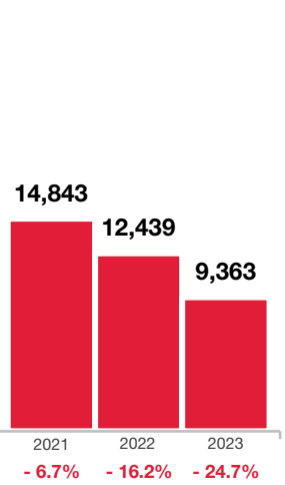
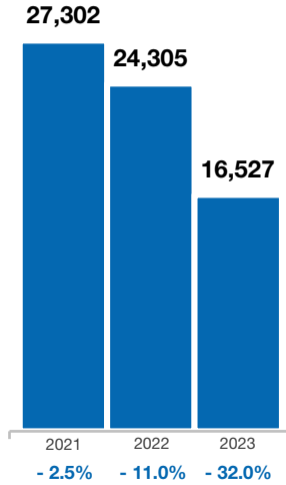
November



Detached

Attached

Year to Date



Detached

Attached

	New Listings	Detached	Year-Over-Year Change	Attached	Year-Over-Year Change
Dec-2022		856	-33.2%	451	-36.8%
Jan-2023		1,416	-24.4%	808	-25.0%
Feb-2023		1,334	-33.1%	734	-35.6%
Mar-2023		1,593	-38.0%	870	-31.4%
Apr-2023		1,464	-44.0%	763	-39.5%
May-2023		1,681	-37.3%	988	-29.8%
Jun-2023		1,823	-36.3%	941	-34.0%
Jul-2023		1,593	-35.6%	892	-33.7%
Aug-2023		1,564	-28.2%	953	-11.4%
Sep-2023		1,482	-24.1%	854	-11.8%
Oct-2023		1,447	-17.7%	886	+7.1%
Nov-2023		1,130	-16.0%	674	+4.5%
12-Month Avg		1,449	-32.1%	818	-25.4%